

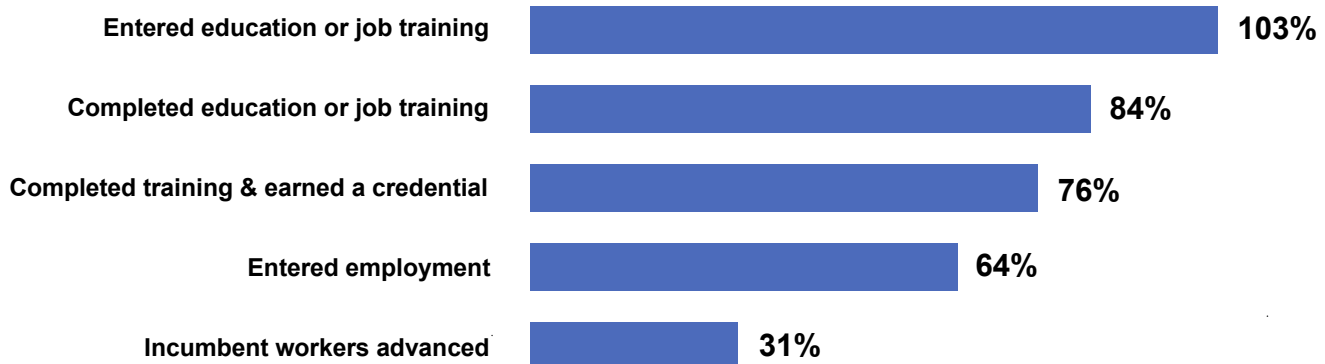
H-1B TECHHIRE PARTNERSHIP GRANT



Appendix A: Program Outcomes

Data updated: 12/31/2020

TOTAL PARTICIPANTS SERVED:
20,820

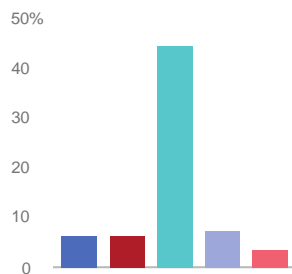


Percentages above represent percentage of target achieved.



Gender Breakdown

- 65% – Male
- 35% – Female



Target Population Breakdown

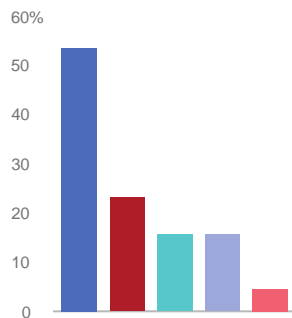
- 7% – Individuals with disabilities
- 7% – Individuals with a criminal record
- 45% – Low-income individuals
- 8% – Individuals with limited English proficiency
- 4% – Veterans

Highest Education Level at Entry

for 93% of participants who provided education level



- 50% – H.S or GED
- 14% – Some college
- 4% – Tech/voc cert (non-degree)
- 8% – A.A/A.S or Above



Employment Status at Entry

- 54% – Unemployed
- 23% – Underemployed
- 15% – Long-term unemployed
- 15% – Incumbent workers
- 4% – Dislocated workers

Data reflect program outcomes as of 12/31/2020. Twenty-nine of 39 TechHire grantees received period of performance extensions and will continue to serve participants until as late as 6/30/2021.